

EZ-KLEEN FILTER

A good idea made better



The new Landscape Products EZ-Kleen Filter offers these following advantages:

- An improved cleaning plate with specially designed elongated slots maintains a cleaner screen by forcing the incoming water to spread across a greater portion of the inside wall of the screen than its self-cleaning competitors. The sweeping action created by the cleaning plate moves the debris to the filter basin where it can be flushed away.
- The overall compact EZ-Kleen design allows for easier installation in limited spaces.
- The EZ-Kleen basin can be easily removed while the system is turned off so the screen can be inspected and manually cleaned.

The EZ-Kleen filter basin can be cleaned by removing the threaded cap, when the filter is not in operation.

Filter can be manually flushed while in operation via a retrofit ball valve, or automatically via a spring-loaded flush/drain valve.

www.landscapeproductsinc.com

For more information or to find a distributor contact:
Landscape Products Inc., Tolleson
610 S. 80th Ave., Tolleson, AZ 85353
Office: 623.643.9704 | Fax: 623.643.9734

Landscape Products Inc., Kissimmee
1045 Garden St., Unit 5, Kissimmee, FL 34744
Office: 407.932.0900 | Fax: 407.932.0901

SPECIFICATIONS

EZ-KLEEN 3/4" AND 1" FILTER

HOUSING – Produced using high heat, high pressure and chemical resistant polypropylene material. Housing and basin connected using EPDM O-ring seal.

SCREEN – Constructed using woven 304 stainless steel 150 mesh with flexible PVC collars. Filtration area is 23 sq. in.

PIPING – 3/4" model 3/4" MPT inlet and outlet. 1" model 1" MPT inlet and outlet.

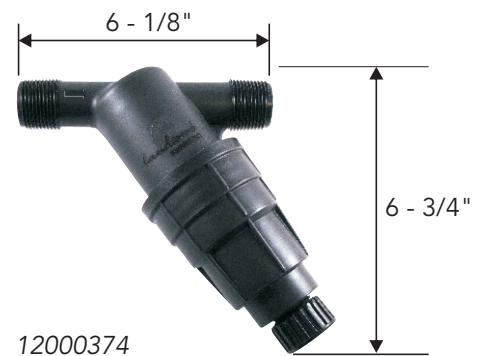
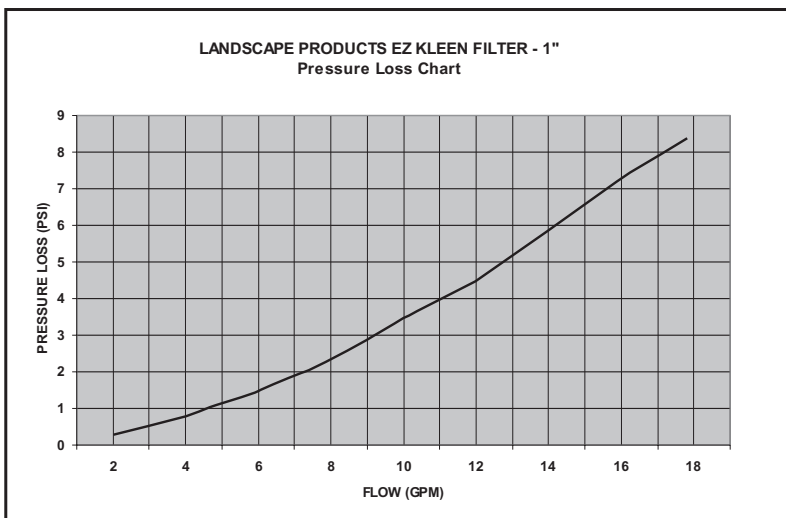

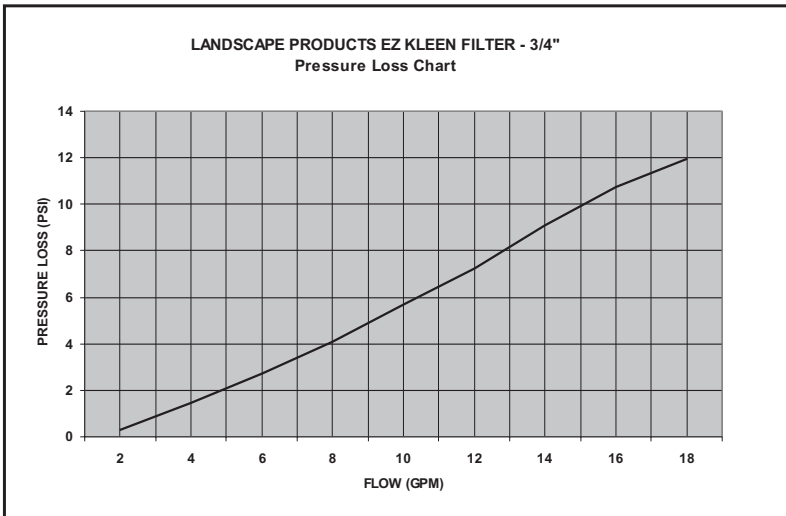
BASIN DRAIN – 3/4" MHT outlet

MAXIMUM OPERATING PRESSURE – 120 psi.

MAXIMUM FLOW – 3/4" model 10 GPM. 1" model 18 GPM

Recommended minimum flow for efficient cleaning:

- 3/4" model 6 GPM
- 1" model 11 GPM.



For more information or to find a distributor contact:

Landscape Products Inc., Tolleson
610 S. 80th Ave., Tolleson, AZ 85353
Office: 623.643.9704 | Fax: 623.643.9734

Landscape Products Inc., Kissimmee
1045 Garden St., Unit 5, Kissimmee, FL 34744
Office: 407.932.0900 | Fax: 407.932.0901